



# SOUTHERN CAPITAL SERVICES, INC.

REGISTERED INVESTMENT ADVISOR SINCE 1982

## NEWSLETTER

JUNE 2023 • VOLUME 31 • ISSUE 6

# 10 Things You Should Know About Stock Market Volatility

Article by: Hartford Funds

**Volatility is part of the investment experience, but the longer an investor holds stocks, the greater the potential for an overall positive return.**

**1. Put points in perspective –** Headlines sometimes bear news of the Dow Jones Industrial Average (Dow) dropping, inciting market fear. But it's all relative. A 1% swing at year-end 2022 levels is equal to 331 points. When the Dow was at 10,000 points, a 1% swing was only 100 points. Volatility is a matter of perspective.

**2. There's an index for that –** The Cboe VIX Index (VIX), or "fear index," is a gauge of investor sentiment. The VIX tends to have an inverse correlation to the S&P 500 Index. When the market is down, fear is up, and vice versa. A score below 20 generally indicates investor contentment; a score above 30 suggests anxiety.

**3. The only thing to fear is extreme fear itself –** A VIX score of 40 or higher indicates extreme fear among investors. This doesn't happen often. In fact, since 2010, the VIX has only spiked so high on 51 trading days.

**4. Don't let bad days blind you to good days –** Since the VIX's inception in 1990, 61% of the days of extreme fear occurred in 2008 and 2009, during the Global Financial Crisis. Most years—24 since 1990, to be exact—didn't see a single day when the VIX hit over 40. Historically, extreme fear has been the exception, not the rule.

**5. Volatility in 2022 was much higher than usual –** As a result of spiraling inflation and interest-rate hikes by the Federal Reserve, volatility in the S&P 500 Index in 2022 was more than double the 10-year historical average from 2012-2021. Remarkably, 47% of trad-

ing days in 2022 had swings of + or - 1%—the highest level since 2009.

**6. Patience is a virtue? –** While investing in the stock market has its ups and downs, the longer an investor stays invested, the less significant those bumps in the road appear. As represented by the S&P 500 Index, stocks have tended to be up more often for investors who held on for longer (see charts below).

**7. No one said it would be easy –** From 1983 to 2022, the S&P 500 Index returned an average of 11.24% per year, and investors may have expected similar 11% returns in any individual year. However, there were only three years in which the Index returned between 9% and 12% during this period. Volatility is much easier to tolerate when you expect it.

**8. Want to minimize volatility? –** If market volatility makes you uncomfortable, you can work with

a financial professional to include investments in your portfolio that specifically seek to help minimize volatility—without abandoning growth-oriented investments.

**9. Or embrace volatility?** – If you’re able to put aside the day-to-day discomfort of market volatility, it could provide the opportunity for higher returns. While trying to time the market is ill-advised, investing during down markets is exactly in line with the old financial adage “buy low, sell high.”

**10. Remember, the glass has been more than half full, historically** – If you’re swept up in volatility, remember that markets have been positive more often than not. In fact, stocks have turned in a positive return 65 out of the last 86 calendar years, which means they’ve been on the rise 76% of the time (see charts below).

### Long-Term Investors Have Historically Seen Less Volatility

Each of the charts to the right show the investment results for the S&P 500 Index for different lengths of time. Historically, the longer an investor has held stocks, the greater the potential for an overall positive return. (see graphs)

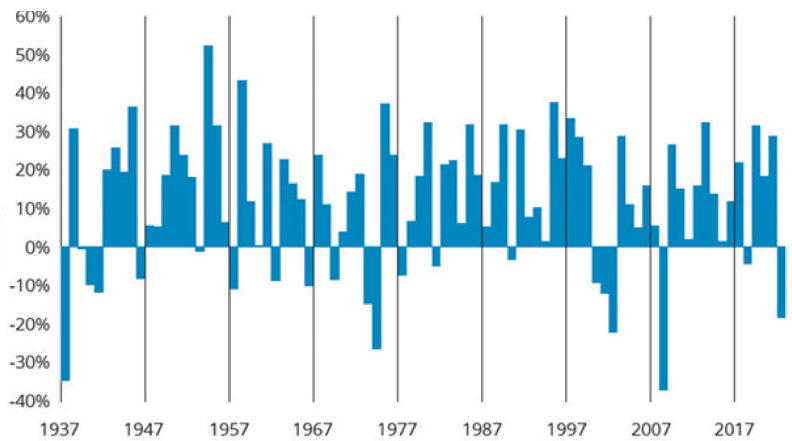
*Past performance does not guarantee future results. Equities are represented by the S&P 500 Index. Data Sources: Morningstar and Hartford Funds, 2/23.*

*Although volatility is an inevitable part of your investing journey, a financial professional can help you keep volatility in perspective and your goals within reach.*

*Again, past performance does not guarantee future results. Indices are unmanaged and not available for direct investment. Dow Jones Industrial Average is an unmanaged, price-weighted index of 30 of the largest, most widely held stocks traded on the NYSE. Cboe Volatility Index (VIX) is a key measure of market expectations of near-term volatility conveyed by S&P 500 Index option prices. S&P 500 Index is a market capitalization-weighted price index composed of 500 widely held common stocks.*

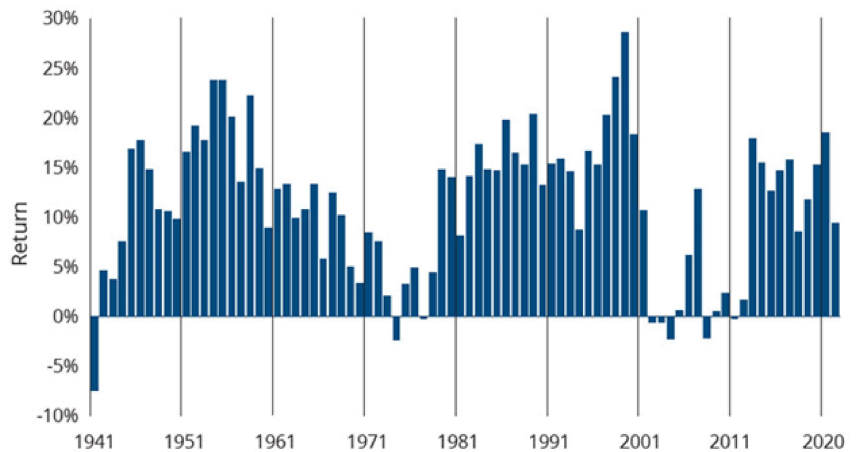
**GRAPH 1**

One-Year Holding Periods (Jan. 1, 1937–Dec. 31, 2022)  
Stocks were up 76% of the time—65 up periods, 21 down



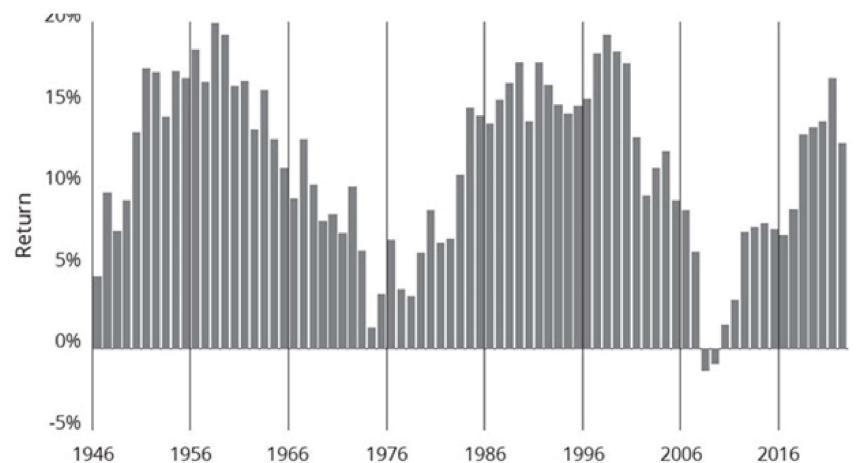
**GRAPH 2**

Five-Year Holding Periods (Jan. 1, 1937–Dec. 31, 2022)  
Stocks were up 90% of the time—74 up periods, 8 down



**GRAPH 3**

Ten-Year Holding Periods (Jan. 1, 1937–Dec. 31, 2022)  
Stocks were up 97% of the time—75 up periods, 2 down



1 Data Sources: FactSet and Hartford Funds, 2/23.

2 Data Sources: Morningstar and Hartford Funds, 2/23.

3 Data Sources: Ned Davis Research and Hartford Funds, 2/23.

Investing involves risk, including the possible loss of principal. This material is provided for educational purposes only. CCWP051 2755474

“The information presented by the author and the publisher is for informational and educational purposes only. It should not be considered specific investment advice, does not take into consideration your specific situation, and does not intend to make an offer or solicitation for the sale or purchase of any securities or investment strategies. Additionally, no legal or tax advice is being offered. If legal or tax advice is needed, a qualified professional should be engaged. Investments involve risk and are not guaranteed. This newsletter contains information that might be dated and is intended only to educate and entertain. Any links or websites referred to are for informational purposes only and are unaffiliated sources of information believed to be correct. Be sure to consult a qualified financial adviser and/or tax professional before implementing any strategy discussed herein. Southern Capital Services, Inc. is not affiliated with Hartford Funds.”